

## Floor and Wall Mount Door Holder EL-52

### Basic Instruction

12/24VDC Adjustable  
Emergency Release Button/Test Button  
Wall Mounting Direction

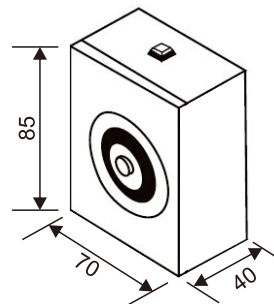
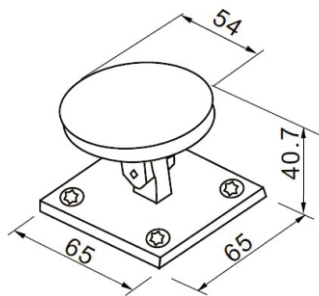
Low Current Consumption  
Reliable Fail-Safe Mechanism  
Durable and Silence Operation

### Specifications

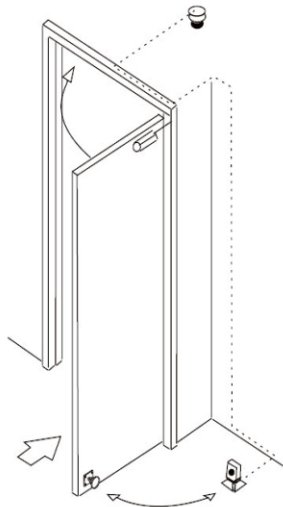
Dimensions:70Lx40Wx85H(mm)  
Voltage:12/24VDC Adjustable  
Current Draw:12V/70mA - 24V/70mA  
Optional:Manual door release button  
Surface Temp:≤+20℃  
Operating Temp:-10~+55℃ (14-131F)  
Weight:0.85kg

Holding Force:50kg(110Lbs)  
Suitable for:All Kinds of Single  
Double Smokeproof Door  
Suitable Humidity:0~90%(relative humidity)  
Finishes for Shell:High Temperature Paintand  
Environmental Protection Zinc  
Finishes for Armature:Zinc

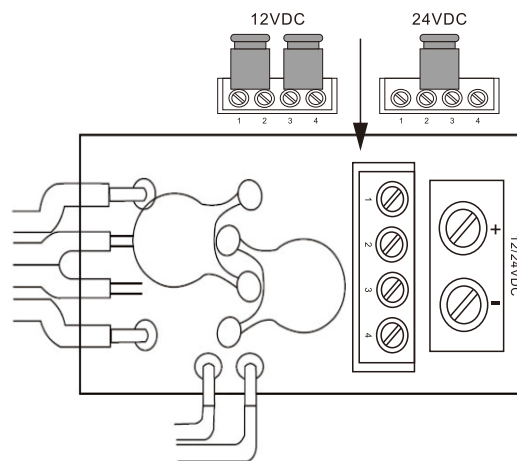
### Dimension



### Installation



Installation



Wiring Instructions

### Remark:

- 1、 Factory default input voltage is 24V DC
- 2、 When adjust 12V DC, Please follow bellow steps
  - 1) Pull out 2pcs jump needle cap, Appear four jump needle
  - 2) Put one jump needle cap on needle 1.2 position, The other jump needle cap on needle 3.4 position. then the input voltage is 12V DC