



DATASHEET

CY-S5104-BT-DC

Overview

The series product is Industrial 4-Port Gigabit PoE++ 1-Port Gigabit RJ-45 1-Port Gigabit SFP Unmanaged Ethernet Switch.

The switches provide 4*10/100/1000Mbps Ethernet RJ-45 ports, 1*10/100/1000Mbps Ethernet RJ-45 uplink port, 1*1000Mbps SFP uplink port. It meets IEEE 802.3af/at/bt standard. All downlink RJ-45 ports support Power-over-Ethernet (PoE++), which can deliver up to 90W power per port.

The switches support the Q-PoE (Quick PoE) technology, which enables PoE power supply immediately upon switch startup without waiting for switch system software control.

The switches support 2 working modes through DIP switch: Default and CCTV. Under CCTV mode, the transmission distance is extended up to 250m, but the rate is limited to 10Mbps. CY-S5104-BT-DC uses 12 to 57V DC wide voltage input and is designed for high availability applications. It can be widely used in video security monitoring systems, network projects, etc.

Features and Highlights

Abundant Interfaces

- 4*10/100/1000BASE-T PoE++ RJ-45 (Auto MDI/MDIX)
- 1*10/100/1000BASE-T RJ-45 (Auto MDI/MDIX)
- 1*1000BASE-X SFP
- 1*Relay

High Performance Design

- Redundant power supply
- CY-S5104-BT-DC supports 12~57V wide voltage input
- 6kV surge immunity
- 6kV contact discharge, 8kV air discharge ESD protection
- Fan-less metal shell design
- DIN-rail/Desktop/Wall mounted installation

Power-over-Ethernet

- IEEE 802.3af/at/bt
- 90W max for each port
- CY-S5104-BT-DC: 240W@48V, 120W@24V, 60W@12V max for whole switch

Q-PoE (Quick PoE)

- The switch supports the Q-PoE (Quick PoE) technology, which enables PoE power supply immediately upon switch startup without waiting for switch system software control.

One-key Smart Mode

- CCTV: the transmission distance is extended up to 250m, but the rate is limited to 10Mbps.



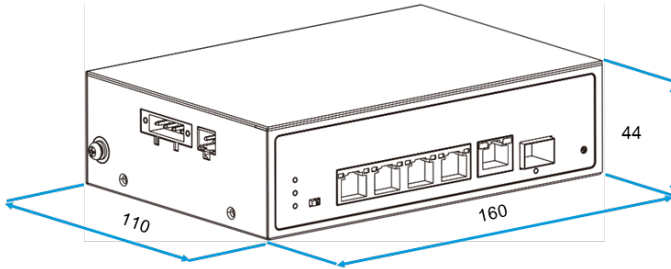
Specifications

Item	CY-S5104-BT-DC
Hardware Specifications	
Downlink Port	4*10/100/1000BASE-T PoE++ RJ-45(Auto-MDI/MDI-X)
Uplink Port	1*10/100/1000BASE-T RJ-45 1*1000BASE-X SFP
Management Port	1*Relay
DIP Switch	CCTV mode: the transmission distance is extended up to 250m, but the rate is limited to 10Mbps. 2*PWR, power indicators
LED Indicators	1*SFP port indicator 1*ALM, alarm indicator
Dimensions (W*D*H)	160mm*110mm*44mm
Net Weight	0.74kg
Input Voltage	Support redundant power supply, Power 1 (Main): 12~57V DC, Power 2 (Backup): 12~57V DC
Power Consumption	≤250W (Full load including PoE)
Material	Metal shell
Installation	DIN-rail/Desktop/Wall mounted
Switch Property	
Standards	IEEE 802.3, IEEE 802.3u, IEEE 802.3ab, IEEE 802.3z, IEEE 802.3x, IEEE 802.1D, IEEE 802.3af, IEEE 802.3at, IEEE 802.3bt
Forwarding Modes	Store and forward
MAC Table	2k, support auto learning
Switching Capacity	12Gbps/non-blocking
Packet Forwarding Rate	8.928Mpps
Port Buffer	1MB
Jumbo Frame	9716 Bytes
Power Supply	
PoE Standard	IEEE 802.3af/at/bt
PoE Power Supply Type	End-span
PoE Pin Assignment	3/6/4/5(+), 1/2/7/8(-)
PoE Budget	90W max for each port 240W@48V, 120W@24V, 60W@12V max for wholeswitch
Alarm Signal Output by Relay	
Alarm Signal Output by Relay	Support relay alarm for power off
Reliability	
ESD	IEC61000-4-2, Level 3: Contact Discharge: ±6kV, Air Discharge: ±8kV
Surge	IEC61000-4-5, line to earth: 6kV
Operating	-20°C~65°C, 5%~95% (Non-condensation)
Storage	-40°C~85°C, 5%~95% (Non-condensation)
Certifications	
Certifications	CE, FCC

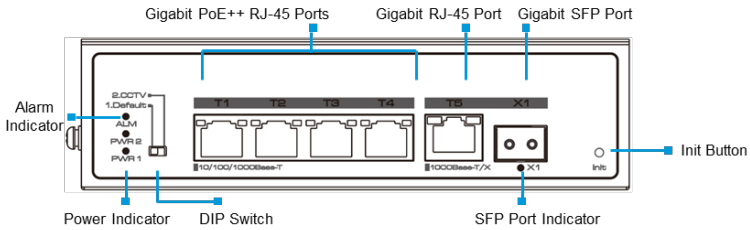
Appearances and Dimensions

Item

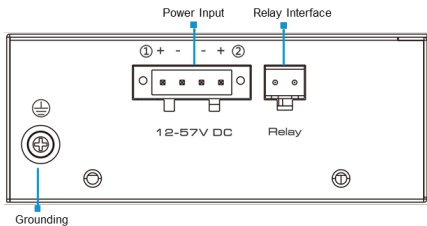
Dimensions(mm)



Front Panel



Side Panel



Packing List

Welcome to order our products. After purchasing, you will receive:

Item	Quantity
Switch	1 pc
Mounting Accessory	1 set
Quick Installation Guide	1 pc

CYGNUS
electronics

