



DATASHEET
CY-S1204-60

Overview

CY-S1204-60 is 4-Port Gigabit PoE+ 1-Port Gigabit RJ-45 1-Port Gigabit SFP Ethernet Switch.

The switch provides 4*10/100/1000Base-T PoE+ RJ-45 downlink Ethernet ports, 1*10/100/1000Base-T RJ-45 uplink Ethernet port and 1*1000Base-X SFP uplink port. All RJ-45 downlink Ethernet ports support Power-over-Ethernet (PoE+) and deliver up to 30W power per port.

The switch supports one key smart CCTV mode. Under CCTV mode, it supports PoE watchdog feature, which can detect and restart the camera automatically if it's frozen. It can be widely used in video security monitoring systems, network projects, etc.

Features and Highlights

Abundant Interfaces

- 4*10/100/1000Base-T PoE+ RJ-45 (Auto MDI/MDIX) ports
- 1*10/100/1000Base-T RJ-45 (Auto MDI/MDIX) port
- 1*1000Base-X SFP port

Power-over-Ethernet

- IEEE 802.3af/at
- 30W max for each port, 60W max for whole switch

High Performance Design

- 6kV surge immunity
- 6kV contact discharge, 8kV air discharge ESD protection
- Metal shell design
- Desktop/wall mounted installation

One-key Smart Mode

- CCTV: the transmission distance is extended up to 250m, but the rate is limited to 10Mbps. This mode supports VLAN (all downlink ports are isolated from each other, but can communicate with uplink ports), restrain network storm and PoE watchdog.



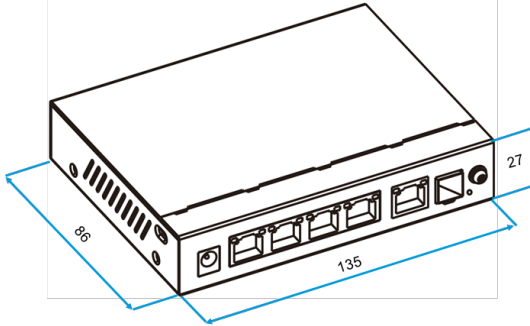
Specifications

Item	CY-S1204-60
Hardware Specifications	
Downlink Ports	4*10/100/1000Base-T PoE+ RJ-45(Auto-MDI/MDI-X)
Uplink Ports	1*10/100/1000Base-T RJ-45(Auto-MDI/MDI-X) 1*1000Base-X SFP
LED Indicators	1*Power Indicator, 1*CCTV Mode Indicator, 4*Downlink Port Link Indicators, 4*Downlink Port PoE Indicators, 2*Uplink Port Link Indicators
DIP Switch	CCTV mode: the transmission distance is extended up to 250m, but the rate is limited to 10Mbps. This mode supports VLAN (all downlink ports are isolated from each other, but can communicate with uplink ports), restrain network storm and PoE watchdog.
Input Voltage	48~57V DC
Power Consumption	≤65W (Full load including PoE)
Dimensions (W*D*H)	135mm*86mm*27mm
Net Weight	0.3kg
Installation	Desktop/Wall mounted
Switch Property	
Standards	IEEE 802.3, IEEE 802.3u, IEEE 802.3ab, IEEE 802.3x, IEEE 802.3af, IEEE 802.3at
Forwarding Modes	Store and Forward
MAC Table	8k, support auto learning
Switching Capacity	12Gbps/non-blocking
Packet Forwarding Rate	8.9Mpps
Packet Buffer	4Mb
Jumbo Frame	9216 Bytes
Power Supply	
PoE Standard	IEEE 802.3af/at (PSE)
PoE Power Supply Type	End-span
PoE Pin Assignment	1/2(+), 3/6(-)
PoE Budget	30W max for each port, 60W max for whole switch
Reliability	
EMC	FCC 47 CFR Part 15 Class A
	EN55032 Class A
	IEC61000-4-2, Level 3: Contact Discharge: ±6kV, Air Discharge: ±8kV
	IEC61000-4-3, Level 2: 3V/m
	IEC61000-4-4, Level 2: 1kV
	IEC61000-4-5, line to earth: 6kV
LVD	IEC61000-4-6, Level 2 (0.15MHz~80MHz)
	EN 62368-1:2014 EN 62328-A11:2017
Operating	-5°C~45°C, 5%~95% (Non-condensation)
Storage	-40°C~75°C, 5%~95% (Non-condensation)
Certifications	
Certifications	CE, FCC

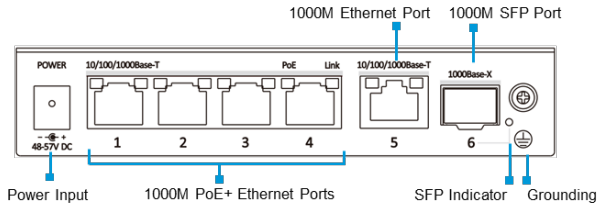
Appearances and Dimensions

CY-S1204-60

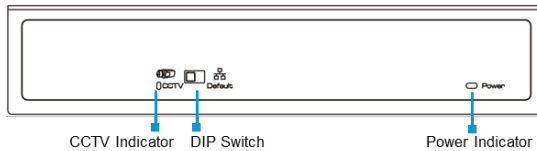
Dimensions (mm)



Front Panel



Rear Panel



Packing List

Welcome to order our products. After purchasing, you will receive:

Item	Quantity
Switch	1 pc
Power Adapter	1 pc
AC Power Cable	1 pc
Mounting Accessory	1 set
Quick Installation Guide	1 pc

CYGNUS
electronics

