



DATASHEET
CY-LTE102

Overview

This series of product is highly-reliable and secure cellular router for industrial networking. This series of product includes the following two models:

- CY-LTE102 Industrial 2-port 4G Router
- CY-LTE105 Industrial 5-port 4G Router

This series of product uses built-in industrial-grade 4G wireless module and WiFi module, with rich interfaces and strong scalability. With high-performance 32-bit professional network communication processors and embedded real-time operating systems, this series of product provides users with a safe, high-speed, stable and reliable 3G/4G wireless routing network.

This series of product supports international FDD-LTE, TDD-LTE, WCDMA (HSPA+), CDMA2000 (EVDO), TD-SCDMA 3G/4G mobile multiband network standards. With rich functions and wide applications, they can provide users with convenient and high-speed network transmission function.

Features and Highlights

Abundant Interfaces

- UCY-LTE102:
 - 1*10/100Base-TX RJ-45 LAN port, 1*10/100Base-TX RJ-45 WAN port
 - 1*4G LTE antenna, 1*WiFi antenna
 - 1*SIM/USIM card slot
 - 1*RS232 communication serial port
- UCY-LTE105:
 - 4*10/100Base-TX RJ-45 LAN port, 1*10/100Base-TX RJ-45 WAN port
 - 1*4G LTE antenna, 1*WiFi antenna
 - 1*SIM/USIM card slot
 - 1*RS232 communication serial port

Cellular Features

- Supports multi-band connectivity with FDD-LTE/TDD-LTE/WCDMA(HSPA+)/CDMA2000(EVDO)/TD-SCDMA
- Supports detachable antenna
- LED indicators for data transmission status

Industrial Design

- Working temperature: -30°C~70°C
- Input voltage range: 7.5~32V DC
- Metal shell design
- Wall-mounted installation

Management Features

- Supports demilitarized zone (DMZ)
- Supports VPN management, including: GRE, PPTP, L2TP, IPSec, openVPN, N2N
- Wired network, mobile network and wireless network management
- Supports firewall management
- Supports hardware and software watchdog



CY-LTE102



CY-LTE105

Specifications

Items	CY-LTE102	CY-LTE105
Hardware Specifications		
Copper Ports	1*10/100Base-TX RJ-45 LAN port (Auto MDI/MDIX) 1*10/100Base-TX RJ-45 WAN port (Auto MDI/MDIX, can be set as LAN port via web)	4*10/100Base-TX RJ-45 LAN ports(Auto MDI/MDIX) 1*10/100Base-TX RJ-45 WAN port (Auto MDI/MDIX, can be set as LAN port via web)
Serial Interface	1*RS232 serial interface (4-pin terminal, support DTU function)	
SIM Interface	1*SIM/USIM card slot (1.8/3V)	
Cellular Antenna	1*4G LTE antenna 1*WiFi antenna	1*4G LTE antenna 1*WiFi antenna
Connector	Removable 4-pin terminal block for serial interface	
Forwarding Modes	Store and Forward	
Reset Button	Long press >10s to initialise the system	
Led Indicators	1* power indicator, 1* WAN port indicator 1* LAN port indicator, 1* 4G network indicator	1* power indicator, 1* WAN port indicator 4* LAN port indicator, 1*WiFi indicator, 3* 4G network indicator
Dimensions (W*D*H)	95mm*70mm*25mm	152mm*104mm*25mm
Net Weight	0.2kg	0.4kg
Installation	Wall-mounted	
Material	Metal shell	
Input Voltage	7.5V~32V DC	
Rated Voltage	12V/1ADC	
Power Consumption	≤2.3W	
Multi Band Supports		
Europe	FDD:B1/3/5/7/8/20 TDD:B40 WCDMA:B1/5/8 GSM:900/1800	
North America	FDD:B2/4/5/12/13/17/B18/B25/26 TDD:B41 WCDMA:B2/4/5 EVDO:BC0/1 GSM:850/1900	
South America	FDD:B2/4/5/7/8/28 TDD:B40 WCDMA:B2/5/8 GSM:850/900/1800/1900	
Japan/Korea	FDD:B1/3/8/18/19/26 TDD:41 WCDMA:B1/6/8/19	
Africa	FDD:B1/3/5/7/8/20 TDD:B40 WCDMA:B1/5/8 GSM:900/1800	
Australia	FDD:B1/3/5/7/8/28 TDD:B40 WCDMA:B1/5/8 GSM:850/900/1800/1900	
Environments		
Operating	Temperature: -30°C~70°C Relative Humidity: <95% (Non-condensation)	
Storage	Temperature: -40°C~85°C Relative Humidity: <95% (Non-condensation)	

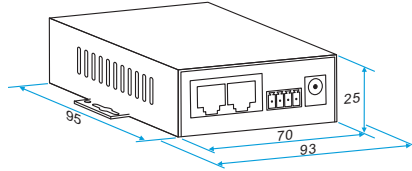
Software Architecture

Items	CY-LTE102	CY-LTE105
System Status		
Overview	System, 4G WAN status, network, memory, DHCP leases, wireless, associated stations overview	
Routes	Active routes information, including ARP, IPv4 routes, IPv6 routes and IPv6 neighbours	
System Log	System log records	
Kernel Log	Kernel log records	
Realtime Graphs	Real time graphs of load, traffic, wireless and connections	
Basic Network		
Switch	Enable/disable VLAN VLAN configuration Enable/disable mirroring function	
Hostnames	Host entries list	
Static Routes	Static IPv4 Routes, Static IPv6 Routes	
Wired Network	WAN interfaces, LAN interfaces and Management interfaces configuration	
Mobile Network	Mobile network configuration	
Wireless Network	Wireless network configuration	
Static Address	Static leases configuration	
Advanced Network		
QoS	WAN Interface and classification rules configuration	
DMZ	DMZ host configuration	
Firewall	Zone, traffic rules, domain filter, keyword filter and custom rules configuration	
Repeater	TCP/UDP package forward configuration	
Port Forward	Port forward configuration	
Static NAT	Static NAT configuration	
Smartlink	Mode, connection and serial configuration, data collection and advanced configuration	
Network Monitor	Network monitor configuration	
VPN Configuration		
GRE	GRE VPN configuration	
PPTP	PPTP VPN configuration	
L2TP	L2TP VPN configuration	
IPSec	IPSec VPN configuration	
EOIP	EOIP VPN configuration	
N2N VPN	N2N VPN configuration	
Open VPN	Open VPN configuration	
System Management		
System	System properties configuration	
Administration	Router password, web access and SSH access configuration	
Backup/Flash Firmware	Download and restore backup, firmware upgrade	
Network Diagnostics	PING, TRACEROUTE and Nslookup	
Device Reboot	Reboot and reboot timer configuration	

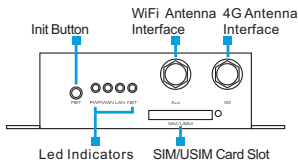
Appearances and Dimensions

CY-LTE102

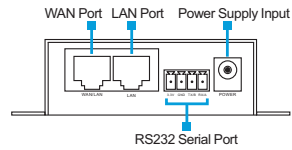
Dimensions (mm)



Front Panel

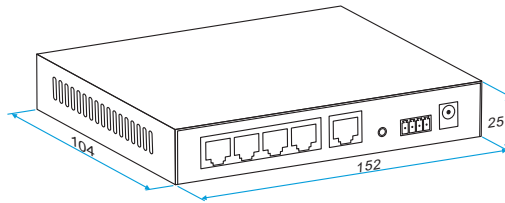


Rear Panel

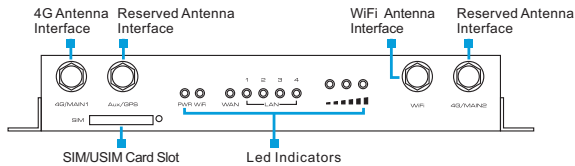


CY-LTE105

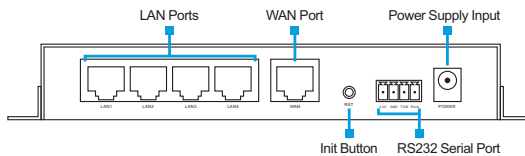
Dimensions (mm)



Front Panel



Rear Panel



Packing List

Welcome to order our products. After purchasing, you will receive:

Items	Quantity
Router	1 pc
Power Adapter	1 pc
4G Antenna	1 pc
WiFi Antenna	1 pc
Cable	1 pc
Mounting Accessories	1 set
Quick Installation Guide	1 pc

CYGNUS
electronics

